

<b>PRODUCT:</b>	<b>Kestrel Password Reset</b>
<b>ITEM CODE:</b>	

## Introduction

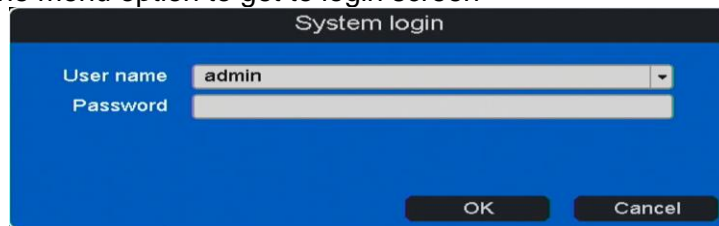
This guide has been formulated to assist with the password reset.

*NOTE: If you do not know existing password, please contact your supplier for a Kestrel Password of the day.*

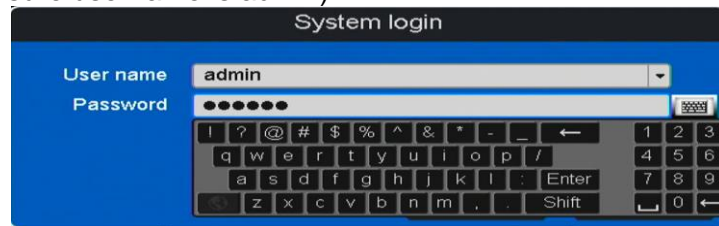
1. Right click the live view and select “Main menu”



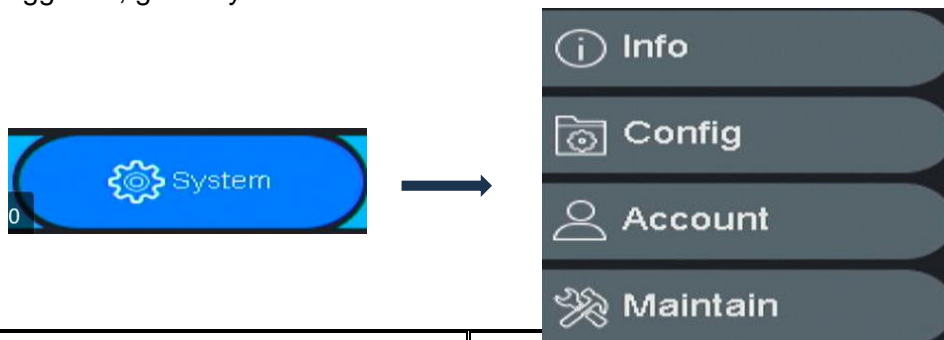
2. Click on ANY of the menu option to get to login screen



3. Once you obtain a daily password for the kestrel (6 digit number), enter this into the password box (ensure username is admin)



4. Once logged in, go to System > Account



Qvis Lighting & Security Ltd. Telephone: +44 (0)2393 870050	Page 1 of 2 Issued By: Technical Dept
Approved By:	Date:01/03/2024

5. On row 1 “Admin” click the green pencil under “Modify Password”

Account		Patrol				
	User Name	Group	Status	Edit	Modify Password	Delete
1	admin	admin	Local GUI			
2	guest	user	Normal			
3	default	default	Normal			

6. Enter old password (the daily password), then enter and confirm a new password and click save when done.

### Modify Password

Name:

Old Password:

New Password:

Confirm:

Pattern Lock: Setting the Pattern Lock

7. Click Ok to confirm once done.

### Message

Modify password success.